

# 2014 Annual Report on the Hilton Head Housing Market



Change  
from 2013:

+ 0.4%

New Listings

- 3.9%

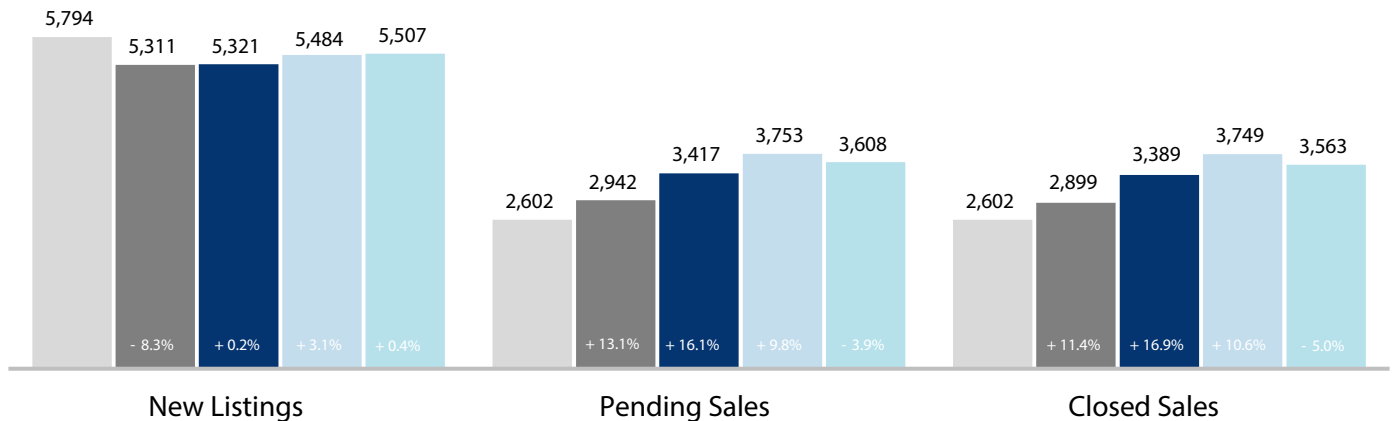
Pending Sales

- 5.0%

Closed Sales

## Annual Market Activity

■ 2010 ■ 2011 ■ 2012 ■ 2013 ■ 2014



**\$257,500**  
Median Sales Price in 2014

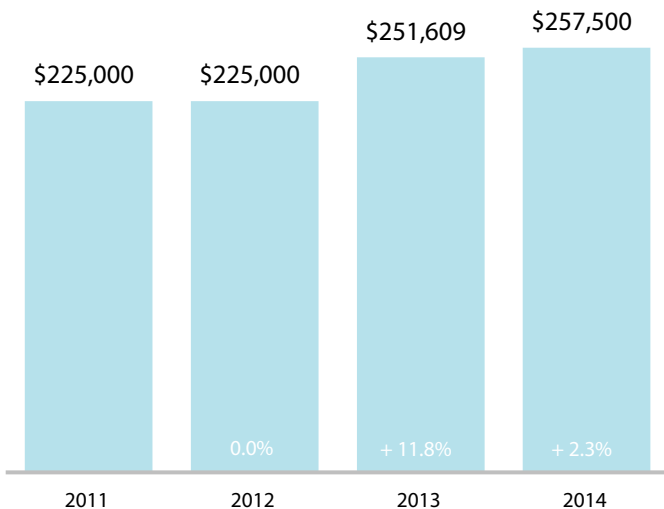
**+ 2.3%**  
Change from 2013

**\$343,073**  
Avg. Sales Price in 2014

**+ 2.0%**  
Change from 2013

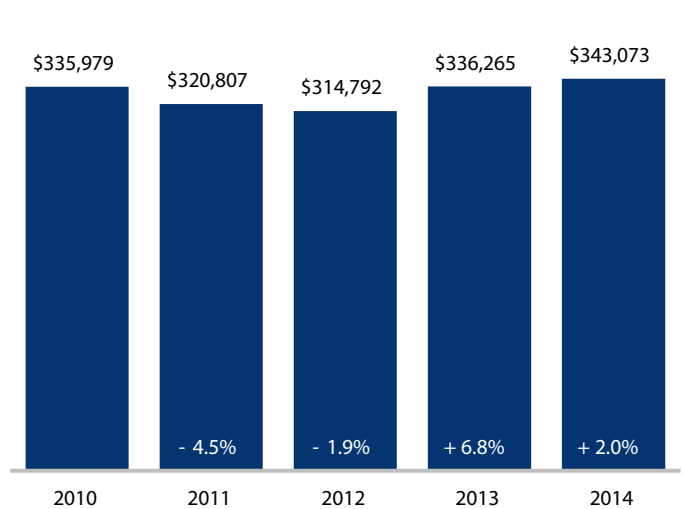
## Median Sales Price

Does not account for seller concessions and/or downpayment assistance.



## Average Sold Price

Does not account for seller concessions and/or downpayment assistance.



# 2014 Annual Report on the Hilton Head Housing Market



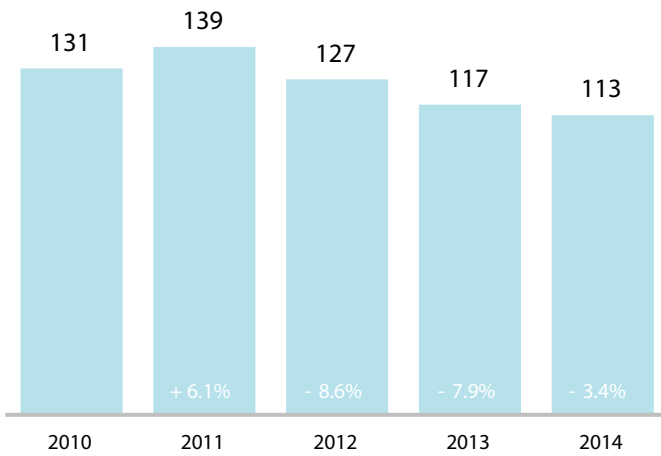
**113**

Days on Market in 2014

**- 3.4%**

Change from 2013

## Days on Market



**95.4%**

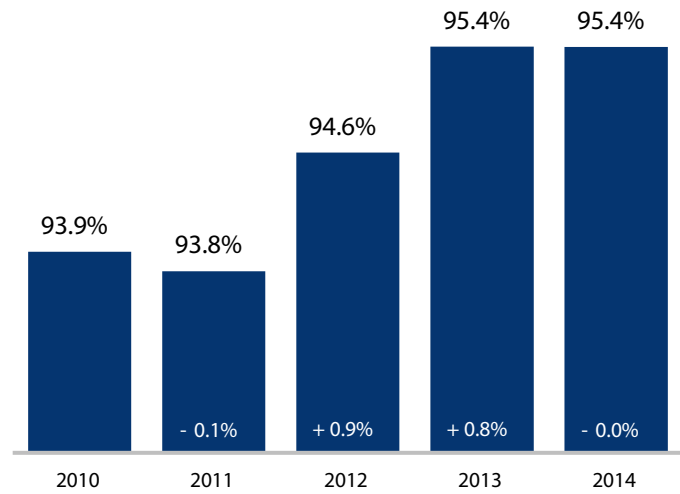
Pct. of List Price Received in 2014

**- 0.0%**

Change from 2013

## Pct. of Orig. Price Received

Does not account for seller concessions and/or downpayment assistance.



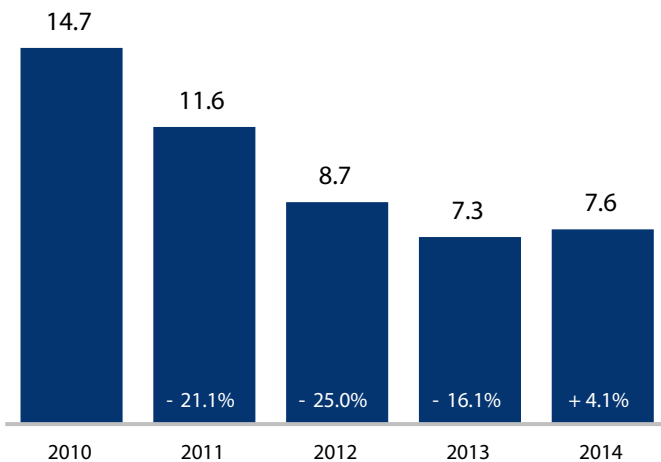
**7.6**

Months Supply in 2014

**+ 4.1%**

Change from 2013

## Months Supply



**2,287**

Homes for Sale in 2014

**+ 0.2%**

Change from 2013

## Inventory of Homes for Sale

At the end of each year

